



Admin	Service	Sales	Accounts	www.ksq.com.au
07 55262726	0424 331 143 0436 315 271	0409 762 040 0436 315 271	0409 762 066	sales@ksq.com.au

REMOVING KEYS FROM THE KEYWATCHER TOUCH (USER ID & KEY LIST)

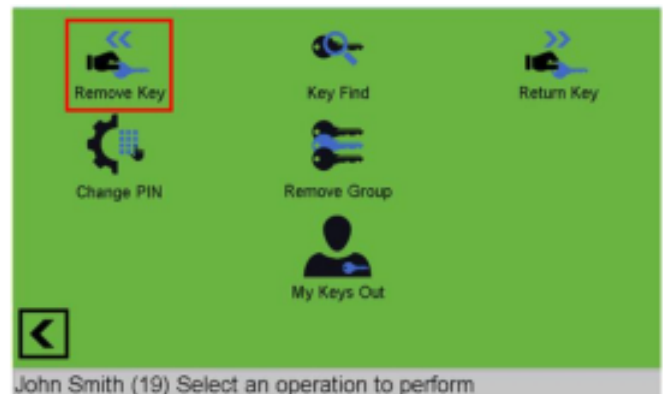
Step 1.

Enter your 4-6 digit 'User ID' and 4-digit 'PIN' and select 'Login'.



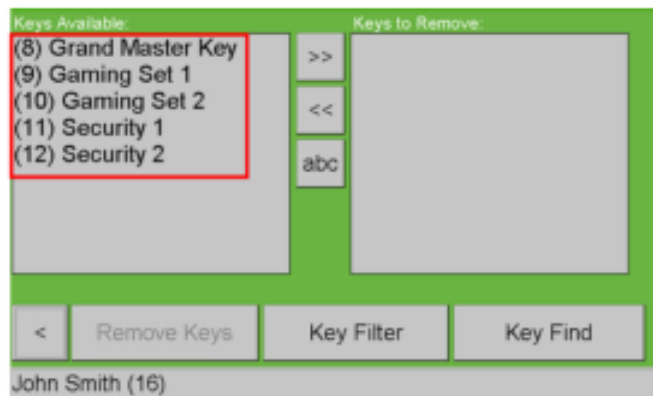
Step 2.

Select 'Remove Key'.



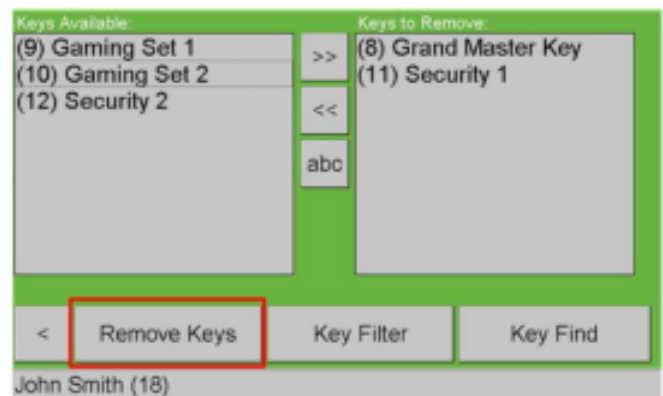
Step 3.

Select the key(s) that you wish to remove from the key list.



Step 4.

Select 'Remove Keys'.



Step 5.

Open the door, remove the keys from the slot(s) that illuminate and close the door.

