



<b>Admin</b>	<b>Service</b>	<b>Sales</b>	<b>Accounts</b>	<b>www.ksq.com.au</b>
07 55262726	0424 331 143 0436 315 271	0409 762 040 0436 315 271	0409 762 066	sales@ksq.com.au

## REMOVING KEYS FROM THE KEYWATCHER TOUCH (CARD READER & KEY LIST)

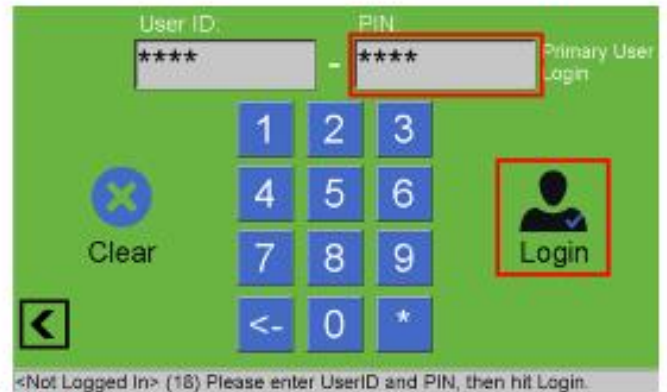
### Step 1.

Present your access card to the card reader.



### Step 2.

Enter your 4-digit 'PIN' and select 'Login'.



### Step 3.

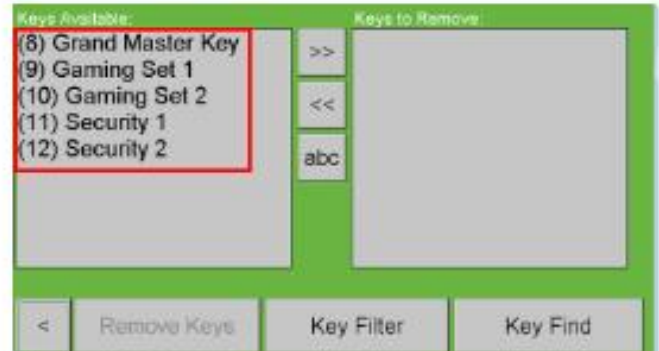
Select 'Remove Key'.



John Smith (19) Select an operation to perform

### Step 4.

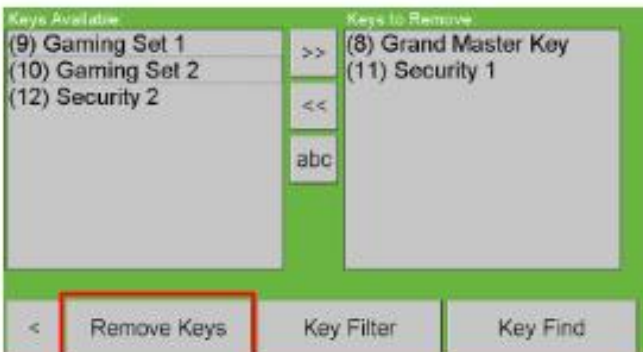
Select the key(s) that you wish to remove from the key list.



John Smith (16)

### Step 5.

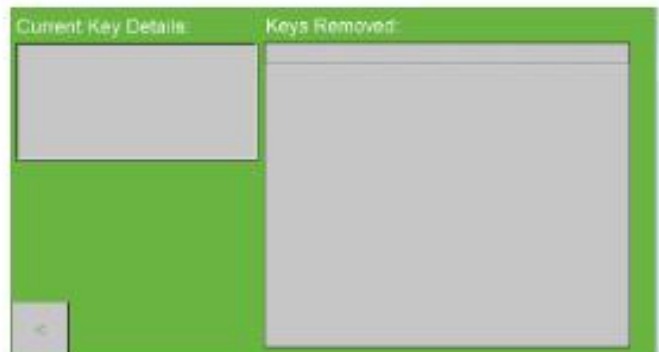
Select 'Remove Keys'.



John Smith (18)

### Step 6.

Open the door, remove the keys from the slot(s) that illuminate and close the door.



John Smith Waiting for door to open...